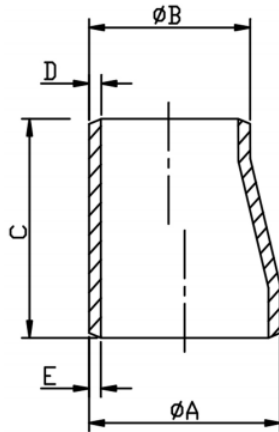




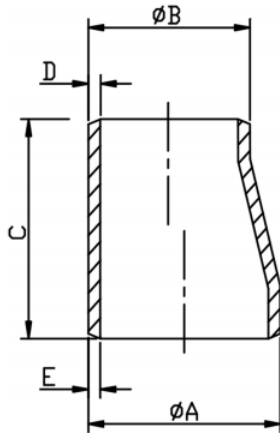
## Eccentric Reducer – Schedule 10



SIZE	A	B	C	D	E
¾" x ½"	26.6	21.3	38.1	2.11	2.11
1" x ½"	33.4	21.3	50.8	2.11	2.77
1" x ¾"	33.4	26.6	50.8	2.11	2.77
1 ¼" x 1"	42.1	33.4	50.8	2.77	2.77
1 ½" x ½"	48.3	21.3	63.5	2.11	2.77
1 ½" x ¾"	48.3	26.6	63.5	2.11	2.77
1 ½" x 1"	48.3	33.4	63.5	2.77	2.77
1 ½" x 1 ¼"	48.3	42.1	63.5	2.77	2.77
2" x ¾"	60.3	26.6	76.2	2.11	2.77



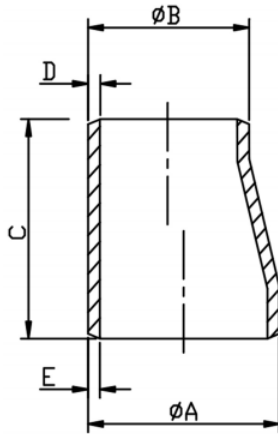
## Eccentric Reducer – Schedule 10



SIZE	A	B	C	D	E
2" x 1"	60.3	33.4	76.2	2.77	2.77
2" x 1 ¼"	60.3	42.1	76.2	2.77	2.77
2" x 1 ½"	60.3	48.3	76.2	2.77	2.77
2 ½" x 2"	73	60.3	88.9	2.77	3.05
3" x 1 ½"	88.9	48.3	88.9	2.77	3.05
3" x 2"	88.9	60.3	88.9	2.77	3.05
3" x 2 ½"	88.9	73	88.9	3.05	3.05
4" x 1 ½"	114.3	48.3	101.6	2.77	3.05



## Eccentric Reducer – Schedule 10



SIZE	A	B	C	D	E
4" x 2"	114.3	60.3	101.6	2.77	3.05
4" x 2 1/2"	114.3	73	101.6	3.05	3.05
4" x 3"	114.3	88.9	101.6	3.05	3.05
5" x 3"	141.3	88.9	127	3.05	3.40
5" x 4"	141.3	114.3	127	3.05	3.40
6" x 3"	168.3	88.9	139.7	3.05	3.40
6" x 4"	168.3	114.3	139.7	3.05	3.40
6 x 5"	168.3	141.3	139.7	3.40	3.40